

**County of Sacramento**  
**Voter Registration and Elections**  
Statement of the Vote  
Special General Election  
November 7, 2023

---



Voter Registration and Elections  
7000 65<sup>th</sup> Street, Suite A  
Sacramento, CA 95823  
(916) 875-6451  
(800) 762-8019

## **DISCLAIMER**

This Statement of Votes Cast lists voter registration, ballots cast and voter turnout percentages (by party where applicable). Voter registration information is current as of the last day to register to vote in the election (15 days prior to Election Day). Late arriving, but eligible, voter registration affidavits, conditional voter registration and provisional ballots cast during the election (or "voting period") are not included in the registration figures.

## **EXENCIÓN DE RESPONSABILIDAD**

Esta Declaración de Votos Emitidos incluye el registro de votantes, las boletas emitidas y los porcentajes de participación electoral (por partido, según corresponda). La información sobre el registro de votantes está actualizada a partir del último día para registrarse para votar en la elección (15 días antes del Día de la Elección). Las declaraciones juradas del registro de votantes y el registro condicional de votantes que se hayan recibido, pero sean elegibles, así como las boletas electorales emitidas durante la elección (o "período de votación") no se incluyen en las cifras de registro.

## **免責聲明**

本投票聲明列出了選民登記、已投票選票和選民投票率（適用時按政黨列出）。選民登記資訊是截至此次選舉中最後登記日（選舉日前 15 天）的最新資訊。登記數字不包括此次選舉（或「投票期」）中遲到但合格的選民登記宣誓、有條件的選民登記和臨時投票。

## **TUYÊN BỐ MIỄN TRỪ TRÁCH NHIỆM**

Bản khai về Phiếu bầu này liệt kê việc đăng ký cử tri, số phiếu bầu và tỷ lệ cử tri đi bỏ phiếu (cho từng đảng nếu có). Thông tin đăng ký cử tri hiện có tính đến ngày cuối cùng đăng ký bỏ phiếu trong cuộc bầu cử (15 ngày trước Ngày Bầu cử). Nếu chứng thư đăng ký cử tri, mẫu đăng ký cử tri có điều kiện và lá phiếu tạm thời đến muộn, nhưng đủ điều kiện, được dùng trong kỳ bầu cử này (hoặc "thời hạn bỏ phiếu"), sẽ không được bao gồm trong số liệu đăng ký.

County of Sacramento  
Special General Election  
November 7, 2023

Table of Contents

	<u>Section</u>
Certification Documents	1
Results of the Canvass Certification	
Logic and Accuracy Certification	
1% Manual Tally	2
1% Manual Tally Random Drawing Memo	
1% Manual Tally Report	
Reports	3
District Registration by Party – 15-Day Close of Registration	
Precinct Consolidation Report	
Voting Technology Incident Report	
Remote Accessible Vote by Mail Report	
Results	4
Summary Report SOV	
Summary Report with Group Details	
Statement of Votes Cast by Precinct	
Statement of Votes Cast by District	
Statement of Votes Cast by Precinct and Counting Group	
Statement of Votes Cast by District and Counting Group	
Vote Center Location – 11 Day	5
Vote Center Location – Election Day	6
Ballot Drop Box Locations	7

---




**Certification  
of Registrar of Voters  
of the Results of the Canvass of the  
November 7, 2023,  
Special General Election**

STATE OF CALIFORNIA                    }  
COUNTY OF SACRAMENTO            } ss.

I, Hang Nguyen, Registrar of Voters of the County of Sacramento, do hereby certify that, in pursuance of Section 15300, et seq., I did canvass the results of the votes cast in the Special General Election held in said County on November 7, 2023, for contests that were submitted to the vote of the voters, and that the Statement of Votes Cast, to which this certificate is attached is full, true, and correct.

I hereby set my hand and official seal this 17<sup>th</sup> day of November 2023, at the County of Sacramento.



  
\_\_\_\_\_  
Hang Nguyen  
Registrar of Voters  
County of Sacramento  
State of California

**Voter Registration & Elections**

Hang Nguyen  
Director

**Divisions**

Administrative Services  
Campaign Services  
Precinct Operations  
Registration & Outreach  
Vote by Mail  
Voting Systems & Technology

**County of Sacramento**

---

**CERTIFICATE OF ACCURACY**

November 7, 2023 Special General Election

We, the undersigned, do hereby certify that Logic & Accuracy test was conducted in Sacramento County for the November 7, 2023 Special General Election in accordance with California Election Code sections 15000 & 19205 and the Dominion Voting Systems Use Procedures approved by the California Secretary of State.

Testing of each item was concluded on the following dates:

- ImageCast X Ballot Marking Device
- Mobile Ballot Printers
- ImageCast Central Ballot Tabulation & Reporting
- ImageCast Central Adjudication Stations

We do hereby certify through the Registrar of Voters to the Secretary of State:

THAT the pre-vote counting tests, as defined in the above mentioned procedures, have been performed;

THAT the test results have been compared with predetermined correct totals for each office and/or ballot measure;

THAT the cause of any discrepancy was found and corrected; and

THAT the logic and accuracy test program, the logic and accuracy test ballot cards, and the logic and accuracy test printed output which were certified as correct by the Logic & Accuracy Board were delivered into the custody of the Registrar of Voters.

We declare under penalty of perjury under the laws of the State of California that the foregoing is true and correct

Sacramento


County

11/07/2023

Election Date

Dominion Voting Systems - Democracy Suite

Voting System



Hang Nguyen, Director

09/28/2023

Date

Jason Parks

Printed Name of First Board Member




Signature of First Board Member

09/28/2023

Date

Donald Morrison

Printed Name of Second Board Member



Signature of Second Board Member

09/28/2023

Date


**Voter Registration & Elections**

Hang Nguyen  
Director

**County of Sacramento****Divisions**

Administrative Services  
Campaign Services  
Precinct Operations  
Registration & Outreach  
Vote by Mail  
Voting Systems & Technology

To: Kenji Furukawa, Canvass Manager

From: Hang Nguyen, Registrar of Voters 

Date: November 8, 2023

Subject: 1% Manual Tally for the November 7, 2023, Special General Election

All contests in the following consolidated precincts were chosen at random to be manually tallied in accordance with California Elections Code Section 15630.

0023733  
0015018

**Voter Registration & Elections**

Hang Nguyen  
Director



**County of Sacramento**

**Divisions**

Administrative Services  
Campaign Services  
Precinct Operations  
Registration & Outreach  
Vote by Mail  
Voting Systems & Technology

November 13, 2023

To: Hang Nguyen, Registrar of Voters

From: Kenji Furukawa, Canvass Manager *KF*

Subject: 1% Manual Tally for the November 7, 2023, Special General Election

The contests in the following consolidated precincts that were chosen at random to be manually tallied in accordance with California Elections Code Section 15360 were found to match the computer's count from Election Night:

0015018 Natomas Unified School District Governing Board Member  
Area 4

0023733 San Juan Unified School District Governing Board Member  
Area 7





## District Registration by Party

### Active Registration

M05-7 San Juan Unified School Dist Trustee Area 7 - 2021

DEM	REP	A-I	G-P	LIB	P-F	NPP	MISC	Total
9,667	9,912	1,562	159	538	174	5,557	260	27,829



## District Registration by Party

### Active Registration

M16-4 Natomas Unified School Dist Trustee Area 4 - 2021

DEM	REP	A-I	G-P	LIB	P-F	NPP	MISC	Total
5,208	1,628	344	35	120	62	2,312	79	9,788



**Voting/Vote-by-Mail/Regular Pct Xref (Summary - Voting Pct Order)**  
**2023 Special General Election - 11/7/2023**

Voting Precinct	MB?	VBM Pct	Regular Pct	Ballot Type	Voting Precinct	MB?	VBM Pct	Regular Pct	Ballot Type
0012702 - Sacramento		8012702	0012702 SAC- Natomas Creek	1			8023376	0023390 CITRUS HTS- NWest	2
		8012702	0012714 SAC- Natomas Creek	1			8023376	0023542 CITRUS HTS- SWest	2
		8012702	0012728 SAC- Natomas Creek	1	0023465 - Citrus Heights		8023465	0023465 CITRUS HTS- NWest	2
0012733 - Sacramento		8012733	0012733 SAC- Natomas Creek	1			8023465	0023905 CITRUS HTS- NWest	2
		8012733	0012747 SAC- Heritage Park	1			8023465	0023957 CITRUS HTS- NWest	2
0012765 - Sacramento		8012765	0012765 SAC- Heritage Park	1	0023486 - Citrus Heights		8023486	0023486 CITRUS HTS- NWest	2
		8012765	0012779 SAC- Natomas Park	1			8023486	0023704 CITRUS HTS- NWest	2
0012786 - Sacramento		8012786	0012786 SAC- Natomas Park	1			8023486	0023943 CITRUS HTS- NWest	2
		8012786	0015186 SAC- Natomas Park	1	0023519 - Citrus Heights		8023519	0023519 CITRUS HTS- NWest	2
0015018 - Sacramento		8015018	0015018 SAC- Natomas Creek	1			8023519	0023578 CITRUS HTS- SWest	2
		8015018	0015102 SAC- Natomas Park	1	0023637 - Citrus Heights		8023637	0023637 CITRUS HTS- SWest	2
0015233 - Sacramento		8015233	0015233 SAC- Natomas Creek	1			8023637	0023668 CITRUS HTS- SWest	2
		8015233	0015259 SAC- Natomas Creek	1	0023641 - Citrus Heights		8023641	0023641 CITRUS HTS- SWest	2
		8015233	0015265 SAC- Natomas Creek	1			8023641	0023769 CITRUS HTS- SWest	2
0022337 - Citrus Heights		8022337	0022337 Antelope East	2			8023641	0023792 CITRUS HTS- SWest	2
		8022337	0022412 Antelope East	2	0023733 - Citrus Heights		8023733	0023733 CITRUS HTS- NWest	2
0022427 - Citrus Heights		8022427	0022427 Foothill Farms North	2			8023733	0023756 CITRUS HTS- SWest	2
0023002 - Citrus Heights		8023002	0023002 CITRUS HTS- NWest	2	0023835 - Citrus Heights		8023835	0023835 CITRUS HTS- SWest	2
0023028 - Citrus Heights		8023028	0023028 CITRUS HTS- NWest	2			8023835	0023854 CITRUS HTS- SWest	2
		8023028	0023077 CITRUS HTS- NWest	2			8023835	0023879 CITRUS HTS- SWest	2
0023109 - Citrus Heights		8023109	0023109 CITRUS HTS- NWest	2	0023970 - Citrus Heights		8023970	0023970 CITRUS HTS- SWest	2
		8023109	0023151 CITRUS HTS- NWest	2			8023970	0023982 CITRUS HTS- SWest	2
0023172 - Citrus Heights		8023172	0023172 CITRUS HTS- NWest	2	0023998 - Citrus Heights		8023998	0023998 CITRUS HTS- SWest	2
		8023172	0023264 CITRUS HTS- NWest	2			8023998	0031461 CITRUS HTS- SEast	2
0023240 - Citrus Heights		8023240	0023240 CITRUS HTS- NWest	2			8023998	0031484 CITRUS HTS- SEast	2
		8023240	0031001 CITRUS HTS- NEast	2			8023998	0031538 CITRUS HTS- SEast	2
		8023240	0031015 CITRUS HTS- NEast	2	0031432 - Citrus Heights		8031432	0031432 CITRUS HTS- SEast	2
0023295 - Citrus Heights		8023295	0023295 CITRUS HTS- NWest	2			8031432	0031455 CITRUS HTS- SEast	2
		8023295	0031082 CITRUS HTS- NEast	2			8031432	0031513 CITRUS HTS- SEast	2
		8023295	0031129 CITRUS HTS- NEast	2	0031546 - Citrus Heights		8031546	0031546 CITRUS HTS- SEast	2
0023313 - Citrus Heights		8023313	0023313 CITRUS HTS- NWest	2			8031546	0031589 CITRUS HTS- SEast	2
		8023313	0023347 CITRUS HTS- NWest	2					
		8023313	0023414 CITRUS HTS- NWest	2					
		8023313	0023423 CITRUS HTS- NWest	2					
0023376 - Citrus Heights		8023376	0023376 CITRUS HTS- NWest	2					

Voting Precinct	MB?	VBM Pct	Regular Pct	Ballot Type	Voting Precinct	MB?	VBM Pct	Regular Pct	Ballot Type					
Total Voting Pcts: 27					Regular Pcts: 66					Ballot Types: 2				
VBM Pcts: 27					Whole: 66									
					Portioned: 0									

**Voter Registration & Elections**

Hang Nguyen  
Director

**County of Sacramento****Divisions**

Administrative Services  
Campaign Services  
Precinct Operations  
Registration & Outreach  
Vote by Mail  
Voting Systems & Technology

To: Hang Nguyen, Registrar of Voters

From: Voting Systems & Technology Division

Date: November 17, 2023

Subject: Voting Systems Incident Report for the November 7, 2023  
Special General Election

No incidents involving any voting system occurred during the November 7, 2023 Special General Election.

**Voter Registration & Elections**

Hang Nguyen  
Director

**County of Sacramento****Divisions**

Administrative Services  
Campaign Services  
Precinct Operations  
Registration & Outreach  
Vote by Mail  
Voting Systems & Technology

To: Hang Nguyen, Registrar of Voters

From: Vote by Mail Division

Date: November 17, 2023

Subject: Remote Accessible Vote by Mail Report for the November 7, 2023 Special General Election

The Department of Voter Registration and Elections (VRE) uses Democracy Live to serve our Remote Accessible Vote by Mail (RAVBM) voters. During the election, the RAVBM system may be accessed at:

<https://pollingplacelookupen.saccounty.gov/Language/EN>

For the November 7, 2023 Special General Election:

- 17 voters registered to use RAVBM
- 1 voter voted using RAVBM

The system was available from 10/9/23 – 11/7/23. There were no technical issues with the system.

Summary for: All Contests, All Districts, All Tabulators, All Counting Groups  
 Sacramento County  
 November 2023 Special General Election  
 November 7, 2023  
 FINAL

Voters Cast: 7,499 of 37,610 (19.94%)

### San Juan Unif Sch Dist Gov Bd Mbr, Area 7 (Vote for 1)

	Total	
Times Cast	5,308 / 27,823	19.08%
Undervotes	51	
Overvotes	11	

Candidate	Party	Total	
MANUEL I. PEREZ		2,839	54.12%
MURAD "MOE" SARAMA		2,407	45.88%
Write-in		0	0.00%
Total Votes		5,246	

### Natomas Unif Sch Dist Gov Bd Mbr, Area 4 (Vote for 1)

	Total	
Times Cast	2,191 / 9,787	22.39%
Undervotes	7	
Overvotes	8	

Candidate	Party	Total	
SCOTT DOSICK		561	25.78%
AMIR KHAN		535	24.59%
BRENDA L. BERGE		532	24.45%
MONIQUE HOKMAN		396	18.20%
KRYSTAL KING		144	6.62%
SHAHZAD "SHAWN" ANWAR		8	0.37%
Write-in		0	0.00%
Total Votes		2,176	

Summary for: All Contests, All Districts, All Tabulators, All Counting Groups  
 Sacramento County  
 November 2023 Special General Election  
 November 7, 2023  
 FINAL

Voters Cast: 7,499 of 37,610 (19.94%)

### San Juan Unif Sch Dist Gov Bd Mbr, Area 7 (Vote for 1)

	Election Day	Vote by Mail	Canvass	Total	
Times Cast	73	5,233	2	5,308 / 27,823	19.08%
Undervotes	0	51	0	51	
Overvotes	0	11	0	11	

Candidate	Party	Election Day	Vote by Mail	Canvass	Total	
MANUEL I. PEREZ		42	2,795	2	2,839	54.12%
MURAD "MOE" SARAMA		31	2,376	0	2,407	45.88%
Write-in		0	0	0	0	0.00%
Total Votes		73	5,171	2	5,246	

### Natomas Unif Sch Dist Gov Bd Mbr, Area 4 (Vote for 1)

	Election Day	Vote by Mail	Canvass	Total	
Times Cast	88	2,090	13	2,191 / 9,787	22.39%
Undervotes	0	7	0	7	
Overvotes	0	8	0	8	

Candidate	Party	Election Day	Vote by Mail	Canvass	Total	
SCOTT DOSICK		13	547	1	561	25.78%
AMIR KHAN		30	498	7	535	24.59%
BRENDA L. BERGE		8	524	0	532	24.45%
MONIQUE HOKMAN		29	364	3	396	18.20%
KRYSTAL KING		8	134	2	144	6.62%
SHAHZAD "SHAWN" ANWAR		0	8	0	8	0.37%
Write-in		0	0	0	0	0.00%
Total Votes		88	2,075	13	2,176	



# Statement of Votes Cast

General Election

Sacramento

November 07, 2023

SOVC for: All Contests, All Districts, All Counting Groups

Precinct	Registered Voters	Voters Cast	% Turnout
<b>Countywide</b>			
<b>Electionwide</b>			
0012702	1,880	347	18.46%
0012733	1,502	386	25.70%
0012765	1,383	310	22.42%
0012786	1,627	434	26.67%
0015018	1,605	418	26.04%
0015233	1,790	296	16.54%
0022337	462	67	14.50%
0022427	1	0	0.00%
0023002	873	124	14.20%
0023028	1,428	209	14.64%
0023109	1,417	208	14.68%
0023172	1,519	313	20.61%
0023240	1,427	228	15.98%
0023295	1,146	192	16.75%
0023313	1,652	315	19.07%
0023376	1,520	424	27.89%
0023465	1,659	336	20.25%
0023486	1,573	286	18.18%
0023519	1,565	295	18.85%
0023637	1,198	277	23.12%
0023641	1,271	235	18.49%
0023733	1,418	266	18.76%
0023835	1,539	454	29.50%
0023970	1,286	264	20.53%
0023998	1,712	322	18.81%
0031432	1,594	345	21.64%

Precinct	Registered Voters	Voters Cast	% Turnout
0031546	1,563	148	9.47%
Electionwide - Total	37,610	7,499	19.94%
<b>Cumulative</b>			
Cumulative	0	0	N/A
Cumulative - Total	0	0	N/A
Countywide - Total	37,610	7,499	19.94%

## San Juan Unif Sch Dist Gov Bd Mbr, Area 7 (Vote for 1)

Precinct	Times Cast	Registered Voters	Undervotes	Overvotes
<b>Countywide</b>				
<b>Electionwide</b>				
0022337	67	462	1	0
0022427	0	1	0	0
0023002	124	873	1	0
0023028	209	1,428	2	0
0023109	208	1,417	2	1
0023172	313	1,519	2	0
0023240	228	1,427	1	0
0023295	192	1,146	2	1
0023313	315	1,652	5	1
0023376	424	1,520	3	2
0023465	336	1,659	4	2
0023486	286	1,573	4	0
0023519	295	1,565	4	0
0023637	277	1,198	5	0
0023641	235	1,271	2	0
0023733	266	1,418	2	0
0023835	454	1,539	6	1
0023970	264	1,286	0	1
0023998	322	1,712	3	0
0031432	345	1,594	2	2
0031546	148	1,563	0	0
Electionwide - Total	5,308	27,823	51	11
<b>Cumulative</b>				
Cumulative	0	0	0	0
Cumulative - Total	0	0	0	0
Countywide - Total	5,308	27,823	51	11

Precinct	MANUEL I. PEREZ		MURAD "MOE" SARAMA	
<b>Countywide</b>				
<b>Electionwide</b>				
0022337	25	37.88%	41	62.12%
0022427	0		0	
0023002	69	56.10%	54	43.90%
0023028	129	62.32%	78	37.68%
0023109	110	53.66%	95	46.34%
0023172	179	57.56%	132	42.44%
0023240	149	65.64%	78	34.36%
0023295	113	59.79%	76	40.21%
0023313	169	54.69%	140	45.31%
0023376	245	58.47%	174	41.53%
0023465	183	55.45%	147	44.55%
0023486	155	54.96%	127	45.04%
0023519	133	45.70%	158	54.30%
0023637	156	57.35%	116	42.65%
0023641	112	48.07%	121	51.93%
0023733	130	49.24%	134	50.76%
0023835	207	46.31%	240	53.69%
0023970	134	50.95%	129	49.05%
0023998	177	55.49%	142	44.51%
0031432	202	59.24%	139	40.76%
0031546	62	41.89%	86	58.11%
Electionwide - Total	2,839	54.12%	2,407	45.88%
<b>Cumulative</b>				
Cumulative	0		0	
Cumulative - Total	0		0	
Countywide - Total	2,839	54.12%	2,407	45.88%

Precinct	Write-in		Total Votes
Countywide			
Electionwide			
0022337	0	0.00%	66
0022427	0		0
0023002	0	0.00%	123
0023028	0	0.00%	207
0023109	0	0.00%	205
0023172	0	0.00%	311
0023240	0	0.00%	227
0023295	0	0.00%	189
0023313	0	0.00%	309
0023376	0	0.00%	419
0023465	0	0.00%	330
0023486	0	0.00%	282
0023519	0	0.00%	291
0023637	0	0.00%	272
0023641	0	0.00%	233
0023733	0	0.00%	264
0023835	0	0.00%	447
0023970	0	0.00%	263
0023998	0	0.00%	319
0031432	0	0.00%	341
0031546	0	0.00%	148
Electionwide - Total	0	0.00%	5,246
Cumulative			
Cumulative	0		0
Cumulative - Total	0		0
Countywide - Total	0	0.00%	5,246

Natomas Unif Sch Dist Gov Bd Mbr, Area 4 (Vote for 1)

Precinct	Times Cast	Registered Voters	Undervotes	Overvotes
Countywide				
Electionwide				
0012702	347	1,880	2	0
0012733	386	1,502	0	2
0012765	310	1,383	2	1
0012786	434	1,627	2	1
0015018	418	1,605	0	3
0015233	296	1,790	1	1
Electionwide - Total	2,191	9,787	7	8
Cumulative				
Cumulative	0	0	0	0
Cumulative - Total	0	0	0	0
Countywide - Total	2,191	9,787	7	8

Precinct	MONIQUE HOKMAN		AMIR KHAN	
Countywide				
Electionwide				
0012702	44	12.75%	83	24.06%
0012733	72	18.75%	88	22.92%
0012765	76	24.76%	58	18.89%
0012786	80	18.56%	97	22.51%
0015018	74	17.83%	106	25.54%
0015233	50	17.01%	103	35.03%
Electionwide - Total	396	18.20%	535	24.59%
Cumulative				
Cumulative	0		0	
Cumulative - Total	0		0	
Countywide - Total	396	18.20%	535	24.59%

Precinct	KRYSTAL KING		SHAHZAD "SHAWN" ANWAR		BRENDA L. BORGE		SCOTT DOSICK		Write-in		Total Votes
Countywide											
Electionwide											
0012702	19	5.51%	2	0.58%	82	23.77%	115	33.33%	0	0.00%	345
0012733	19	4.95%	0	0.00%	82	21.35%	123	32.03%	0	0.00%	384
0012765	26	8.47%	1	0.33%	77	25.08%	69	22.48%	0	0.00%	307
0012786	21	4.87%	2	0.46%	123	28.54%	108	25.06%	0	0.00%	431
0015018	29	6.99%	2	0.48%	105	25.30%	99	23.86%	0	0.00%	415
0015233	30	10.20%	1	0.34%	63	21.43%	47	15.99%	0	0.00%	294
Electionwide - Total	144	6.62%	8	0.37%	532	24.45%	561	25.78%	0	0.00%	2,176
Cumulative											
Cumulative	0		0		0		0		0		0
Cumulative - Total	0		0		0		0		0		0
Countywide - Total	144	6.62%	8	0.37%	532	24.45%	561	25.78%	0	0.00%	2,176

# Statement of Votes Cast

General Election

Sacramento

November 07, 2023

SOVC for: All Contests, All Precincts, All Counting Groups

District	Registered Voters	Voters Cast	% Turnout
<b>United States Representative</b>			
<b>6th Congressional District - 2021</b>			
6th Congressional District - 2021 - Total	37,610	7,499	19.94%
<b>Cumulative</b>			
Cumulative - Total	0	0	N/A
United States Representative - Total	37,610	7,499	19.94%
<b>State Senator</b>			
<b>6th Senatorial District - 2021</b>			
6th Senatorial District - 2021 - Total	27,823	5,308	19.08%
<b>8th Senatorial District - 2021</b>			
8th Senatorial District - 2021 - Total	9,787	2,191	22.39%
<b>Cumulative</b>			
Cumulative - Total	0	0	N/A
State Senator - Total	37,610	7,499	19.94%
<b>Member of the State Assembly</b>			
<b>6th Assembly District - 2021</b>			
6th Assembly District - 2021 - Total	10,249	2,258	22.03%

District	Registered Voters	Voters Cast	% Turnout
<b>7th Assembly District - 2021</b>			
7th Assembly District - 2021 - Total	27,361	5,241	19.16%
<b>Cumulative</b>			
Cumulative - Total	0	0	N/A
Member of the State Assembly - Total	37,610	7,499	19.94%
<b>Board of Equalization (State)</b>			
<b>Board Of Equalization District 1 - 2021</b>			
Board Of Equalization District 1 - 2021 - Total	37,610	7,499	19.94%
<b>Cumulative</b>			
Cumulative - Total	0	0	N/A
Board of Equalization (State) - Total	37,610	7,499	19.94%
<b>County Supervisor</b>			
<b>4th Supervisorial District - 2021</b>			
4th Supervisorial District - 2021 - Total	27,822	5,308	19.08%
<b>3rd Supervisorial District - 2021</b>			
3rd Supervisorial District - 2021 - Total	1	0	0.00%
<b>1st Supervisorial District - 2021</b>			
1st Supervisorial District - 2021 - Total	9,787	2,191	22.39%
<b>Cumulative</b>			
Cumulative - Total	0	0	N/A
County Supervisor - Total	37,610	7,499	19.94%
<b>City</b>			
<b>City Of Citrus Heights</b>			



District	Registered Voters	Voters Cast	% Turnout
City Of Citrus Heights - Total	27,360	5,241	19.16%
<b>City Of Sacramento</b>			
City Of Sacramento - Total	9,787	2,191	22.39%
<b>Unincorporated</b>			
Unincorporated - Total	463	67	14.47%
<b>Cumulative</b>			
Cumulative - Total	0	0	N/A
City - Total	37,610	7,499	19.94%

# San Juan Unif Sch Dist Gov Bd Mbr, Area 7 (Vote for 1) \*\*\*\* - Insufficient Turnout to Protect Voter Privacy

District	Times Cast	Registered Voters	Undervotes	Overvotes
<b>United States Representative</b>				
<b>6th Congressional District - 2021</b>				
6th Congressional District - 2021 - Total	5,308	27,823	51	11
<b>Cumulative</b>				
Cumulative - Total	0	0	0	0
United States Representative - Total	5,308	27,823	51	11
<b>State Senator</b>				
<b>6th Senatorial District - 2021</b>				
6th Senatorial District - 2021 - Total	5,308	27,823	51	11
<b>Cumulative</b>				
Cumulative - Total	0	0	0	0
State Senator - Total	5,308	27,823	51	11
<b>Member of the State Assembly</b>				
<b>6th Assembly District - 2021</b>				
6th Assembly District - 2021 - Total	67	462	1	0
<b>7th Assembly District - 2021</b>				
7th Assembly District - 2021 - Total	5,241	27,361	50	11
<b>Cumulative</b>				
Cumulative - Total	0	0	0	0
Member of the State Assembly - Total	5,308	27,823	51	11

District	MANUEL I. PEREZ		MURAD "MOE" SARAMA		Total Votes
<b>United States Representative</b>					
<b>6th Congressional District - 2021</b>					
6th Congressional District - 2021 - Total	2,839	54.12%	2,407	45.88%	5,246
<b>Cumulative</b>					
Cumulative - Total	0		0		0
United States Representative - Total	2,839	54.12%	2,407	45.88%	5,246
<b>State Senator</b>					
<b>6th Senatorial District - 2021</b>					
6th Senatorial District - 2021 - Total	2,839	54.12%	2,407	45.88%	5,246
<b>Cumulative</b>					
Cumulative - Total	0		0		0
State Senator - Total	2,839	54.12%	2,407	45.88%	5,246
<b>Member of the State Assembly</b>					
<b>6th Assembly District - 2021</b>					
6th Assembly District - 2021 - Total	25	37.88%	41	62.12%	66
<b>7th Assembly District - 2021</b>					
7th Assembly District - 2021 - Total	2,814	54.32%	2,366	45.68%	5,180
<b>Cumulative</b>					
Cumulative - Total	0		0		0
Member of the State Assembly - Total	2,839	54.12%	2,407	45.88%	5,246

District	Times Cast	Registered Voters	Undervotes	Overvotes
<b>Board of Equalization (State)</b>				
<b>Board Of Equalization District 1 - 2021</b>				
Board Of Equalization District 1 - 2021 - Total	5,308	27,823	51	11
<b>Cumulative</b>				
Cumulative - Total	0	0	0	0
Board of Equalization (State) - Total	5,308	27,823	51	11
<b>County Supervisor</b>				
<b>4th Supervisorial District - 2021</b>				
4th Supervisorial District - 2021 - Total	5,308	27,822	51	11
<b>3rd Supervisorial District - 2021</b>				
3rd Supervisorial District - 2021 - Total	0	1	0	0
<b>Cumulative</b>				
Cumulative - Total	0	0	0	0
County Supervisor - Total	5,308	27,823	51	11
<b>City</b>				
<b>City Of Citrus Heights</b>				
City Of Citrus Heights - Total	5,241	27,360	50	11
<b>Unincorporated</b>				
Unincorporated - Total	67	463	1	0
<b>Cumulative</b>				
Cumulative - Total	0	0	0	0
City - Total	5,308	27,823	51	11

District	MANUEL I. PEREZ		MURAD "MOE" SARAMA		Total Votes
<b>Board of Equalization (State)</b>					
<b>Board Of Equalization District 1 - 2021</b>					
Board Of Equalization District 1 - 2021 - Total	2,839	54.12%	2,407	45.88%	5,246
<b>Cumulative</b>					
Cumulative - Total	0		0		0
Board of Equalization (State) - Total	2,839	54.12%	2,407	45.88%	5,246
<b>County Supervisor</b>					
<b>4th Supervisorial District - 2021</b>					
4th Supervisorial District - 2021 - Total	2,839	54.12%	2,407	45.88%	5,246
<b>3rd Supervisorial District - 2021</b>					
3rd Supervisorial District - 2021 - Total	0		0		0
<b>Cumulative</b>					
Cumulative - Total	0		0		0
County Supervisor - Total	2,839	54.12%	2,407	45.88%	5,246
<b>City</b>					
<b>City Of Citrus Heights</b>					
City Of Citrus Heights - Total	2,814	54.32%	2,366	45.68%	5,180
<b>Unincorporated</b>					
Unincorporated - Total	25	37.88%	41	62.12%	66
<b>Cumulative</b>					
Cumulative - Total	0		0		0
City - Total	2,839	54.12%	2,407	45.88%	5,246

# Natomas Unif Sch Dist Gov Bd Mbr, Area 4 (Vote for 1) \*\*\*\* - Insufficient Turnout to Protect Voter Privacy

District	Times Cast	Registered Voters	Undervotes	Overvotes
<b>United States Representative</b>				
<b>6th Congressional District - 2021</b>				
6th Congressional District - 2021 - Total	2,191	9,787	7	8
<b>Cumulative</b>				
Cumulative - Total	0	0	0	0
United States Representative - Total	2,191	9,787	7	8
<b>State Senator</b>				
<b>8th Senatorial District - 2021</b>				
8th Senatorial District - 2021 - Total	2,191	9,787	7	8
<b>Cumulative</b>				
Cumulative - Total	0	0	0	0
State Senator - Total	2,191	9,787	7	8
<b>Member of the State Assembly</b>				
<b>6th Assembly District - 2021</b>				
6th Assembly District - 2021 - Total	2,191	9,787	7	8
<b>Cumulative</b>				
Cumulative - Total	0	0	0	0
Member of the State Assembly - Total	2,191	9,787	7	8
<b>Board of Equalization (State)</b>				
<b>Board Of Equalization District 1 - 2021</b>				
Board Of Equalization District 1 - 2021 - Total	2,191	9,787	7	8

District	MONIQUE HOKMAN		AMIR KHAN	
<b>United States Representative</b>				
<b>6th Congressional District - 2021</b>				
6th Congressional District - 2021 - Total	396	18.20%	535	24.59%
<b>Cumulative</b>				
Cumulative - Total	0		0	
United States Representative - Total	396	18.20%	535	24.59%
<b>State Senator</b>				
<b>8th Senatorial District - 2021</b>				
8th Senatorial District - 2021 - Total	396	18.20%	535	24.59%
<b>Cumulative</b>				
Cumulative - Total	0		0	
State Senator - Total	396	18.20%	535	24.59%
<b>Member of the State Assembly</b>				
<b>6th Assembly District - 2021</b>				
6th Assembly District - 2021 - Total	396	18.20%	535	24.59%
<b>Cumulative</b>				
Cumulative - Total	0		0	
Member of the State Assembly - Total	396	18.20%	535	24.59%
<b>Board of Equalization (State)</b>				
<b>Board Of Equalization District 1 - 2021</b>				
Board Of Equalization District 1 - 2021 - Total	396	18.20%	535	24.59%

District	KRYSTAL KING		SHAHZAD "SHAWN" ANWAR		BRENDA L. BORGE		SCOTT DOSICK		Total Votes
<b>United States Representative</b>									
<b>6th Congressional District - 2021</b>									
6th Congressional District - 2021 - Total	144	6.62%	8	0.37%	532	24.45%	561	25.78%	2,176
<b>Cumulative</b>									
Cumulative - Total	0		0		0		0		0
United States Representative - Total	144	6.62%	8	0.37%	532	24.45%	561	25.78%	2,176
<b>State Senator</b>									
<b>8th Senatorial District - 2021</b>									
8th Senatorial District - 2021 - Total	144	6.62%	8	0.37%	532	24.45%	561	25.78%	2,176
<b>Cumulative</b>									
Cumulative - Total	0		0		0		0		0
State Senator - Total	144	6.62%	8	0.37%	532	24.45%	561	25.78%	2,176
<b>Member of the State Assembly</b>									
<b>6th Assembly District - 2021</b>									
6th Assembly District - 2021 - Total	144	6.62%	8	0.37%	532	24.45%	561	25.78%	2,176
<b>Cumulative</b>									
Cumulative - Total	0		0		0		0		0
Member of the State Assembly - Total	144	6.62%	8	0.37%	532	24.45%	561	25.78%	2,176
<b>Board of Equalization (State)</b>									
<b>Board Of Equalization District 1 - 2021</b>									
Board Of Equalization District 1 - 2021 - Total	144	6.62%	8	0.37%	532	24.45%	561	25.78%	2,176

District	Times Cast	Registered Voters	Undervotes	Overvotes
<b>Cumulative</b>				
Cumulative - Total	0	0	0	0
Board of Equalization (State) - Total	2,191	9,787	7	8
<b>County Supervisor</b>				
<b>1st Supervisorial District - 2021</b>				
1st Supervisorial District - 2021 - Total	2,191	9,787	7	8
<b>Cumulative</b>				
Cumulative - Total	0	0	0	0
County Supervisor - Total	2,191	9,787	7	8
<b>City</b>				
<b>City Of Sacramento</b>				
City Of Sacramento - Total	2,191	9,787	7	8
<b>Cumulative</b>				
Cumulative - Total	0	0	0	0
City - Total	2,191	9,787	7	8

District	MONIQUE HOKMAN		AMIR KHAN	
<b>Cumulative</b>				
Cumulative - Total	0		0	
Board of Equalization (State) - Total	396	18.20%	535	24.59%
<b>County Supervisor</b>				
<b>1st Supervisorial District - 2021</b>				
1st Supervisorial District - 2021 - Total	396	18.20%	535	24.59%
<b>Cumulative</b>				
Cumulative - Total	0		0	
County Supervisor - Total	396	18.20%	535	24.59%
<b>City</b>				
<b>City Of Sacramento</b>				
City Of Sacramento - Total	396	18.20%	535	24.59%
<b>Cumulative</b>				
Cumulative - Total	0		0	
City - Total	396	18.20%	535	24.59%

District	KRYSTAL KING		SHAHZAD "SHAWN" ANWAR		BRENDA L. BORGE		SCOTT DOSICK		Total Votes
Cumulative									
Cumulative - Total	0		0		0		0		0
Board of Equalization (State) - Total	144	6.62%	8	0.37%	532	24.45%	561	25.78%	2,176
County Supervisor									
1st Supervisorial District - 2021									
1st Supervisorial District - 2021 - Total	144	6.62%	8	0.37%	532	24.45%	561	25.78%	2,176
Cumulative									
Cumulative - Total	0		0		0		0		0
County Supervisor - Total	144	6.62%	8	0.37%	532	24.45%	561	25.78%	2,176
City									
City Of Sacramento									
City Of Sacramento - Total	144	6.62%	8	0.37%	532	24.45%	561	25.78%	2,176
Cumulative									
Cumulative - Total	0		0		0		0		0
City - Total	144	6.62%	8	0.37%	532	24.45%	561	25.78%	2,176

# Statement of Votes Cast

General Election

Sacramento

November 07, 2023

SOVC for: All Contests, All Districts, All Counting Groups

Precinct	Registered Voters	Voters Cast	% Turnout
<b>Countywide</b>			
<b>Electionwide</b>			
0012702			
Election Day	1,880	12	0.64%
Vote by Mail	1,880	332	17.66%
Canvass	1,880	3	0.16%
Total	1,880	347	18.46%
0012733			
Election Day	1,502	12	0.80%
Vote by Mail	1,502	372	24.77%
Canvass	1,502	2	0.13%
Total	1,502	386	25.70%
0012765			
Election Day	1,383	13	0.94%
Vote by Mail	1,383	295	21.33%
Canvass	1,383	2	0.14%
Total	1,383	310	22.42%
0012786			
Election Day	1,627	12	0.74%
Vote by Mail	1,627	420	25.81%
Canvass	1,627	2	0.12%
Total	1,627	434	26.67%
0015018			
Election Day	1,605	22	1.37%
Vote by Mail	1,605	394	24.55%
Canvass	1,605	2	0.12%
Total	1,605	418	26.04%



Precinct	Registered Voters	Voters Cast	% Turnout
0015233			
Election Day	1,790	17	0.95%
Vote by Mail	1,790	277	15.47%
Canvass	1,790	2	0.11%
Total	1,790	296	16.54%
0022337			
Election Day	462	2	0.43%
Vote by Mail	462	65	14.07%
Canvass	462	0	0.00%
Total	462	67	14.50%
0022427			
Election Day	1	0	0.00%
Vote by Mail	1	0	0.00%
Canvass	1	0	0.00%
Total	1	0	0.00%
0023002			
Election Day	873	4	0.46%
Vote by Mail	873	120	13.75%
Canvass	873	0	0.00%
Total	873	124	14.20%
0023028			
Election Day	1,428	0	0.00%
Vote by Mail	1,428	209	14.64%
Canvass	1,428	0	0.00%
Total	1,428	209	14.64%
0023109			
Election Day	1,417	2	0.14%
Vote by Mail	1,417	206	14.54%
Canvass	1,417	0	0.00%
Total	1,417	208	14.68%
0023172			
Election Day	1,519	5	0.33%
Vote by Mail	1,519	308	20.28%
Canvass	1,519	0	0.00%
Total	1,519	313	20.61%

Precinct	Registered Voters	Voters Cast	% Turnout
0023240			
Election Day	1,427	4	0.28%
Vote by Mail	1,427	223	15.63%
Canvass	1,427	1	0.07%
Total	1,427	228	15.98%
0023295			
Election Day	1,146	6	0.52%
Vote by Mail	1,146	186	16.23%
Canvass	1,146	0	0.00%
Total	1,146	192	16.75%
0023313			
Election Day	1,652	2	0.12%
Vote by Mail	1,652	313	18.95%
Canvass	1,652	0	0.00%
Total	1,652	315	19.07%
0023376			
Election Day	1,520	1	0.07%
Vote by Mail	1,520	423	27.83%
Canvass	1,520	0	0.00%
Total	1,520	424	27.89%
0023465			
Election Day	1,659	6	0.36%
Vote by Mail	1,659	330	19.89%
Canvass	1,659	0	0.00%
Total	1,659	336	20.25%
0023486			
Election Day	1,573	4	0.25%
Vote by Mail	1,573	282	17.93%
Canvass	1,573	0	0.00%
Total	1,573	286	18.18%
0023519			
Election Day	1,565	4	0.26%
Vote by Mail	1,565	291	18.59%
Canvass	1,565	0	0.00%
Total	1,565	295	18.85%

Precinct	Registered Voters	Voters Cast	% Turnout
0023637			
Election Day	1,198	4	0.33%
Vote by Mail	1,198	273	22.79%
Canvass	1,198	0	0.00%
Total	1,198	277	23.12%
0023641			
Election Day	1,271	3	0.24%
Vote by Mail	1,271	232	18.25%
Canvass	1,271	0	0.00%
Total	1,271	235	18.49%
0023733			
Election Day	1,418	4	0.28%
Vote by Mail	1,418	261	18.41%
Canvass	1,418	1	0.07%
Total	1,418	266	18.76%
0023835			
Election Day	1,539	9	0.58%
Vote by Mail	1,539	445	28.91%
Canvass	1,539	0	0.00%
Total	1,539	454	29.50%
0023970			
Election Day	1,286	2	0.16%
Vote by Mail	1,286	262	20.37%
Canvass	1,286	0	0.00%
Total	1,286	264	20.53%
0023998			
Election Day	1,712	1	0.06%
Vote by Mail	1,712	321	18.75%
Canvass	1,712	0	0.00%
Total	1,712	322	18.81%
0031432			
Election Day	1,594	5	0.31%
Vote by Mail	1,594	340	21.33%
Canvass	1,594	0	0.00%
Total	1,594	345	21.64%

Precinct	Registered Voters	Voters Cast	% Turnout
0031546			
Election Day	1,563	5	0.32%
Vote by Mail	1,563	143	9.15%
Canvass	1,563	0	0.00%
Total	1,563	148	9.47%
Electionwide - Total	37,610	7,499	19.94%
<b>Cumulative</b>			
Cumulative			
Election Day	0	0	N/A
Vote by Mail	0	0	N/A
Canvass	0	0	N/A
Total	0	0	N/A
Cumulative - Total	0	0	N/A
Countywide - Total	37,610	7,499	19.94%
Election Day	37,610	161	0.43%
Vote by Mail	37,610	7,323	19.47%
Canvass	37,610	15	0.04%

## San Juan Unif Sch Dist Gov Bd Mbr, Area 7 (Vote for 1)

Precinct	Times Cast	Registered Voters	Undervotes	Overvotes
<b>Countywide</b>				
<b>Electionwide</b>				
0022337				
Election Day	2	462	0	0
Vote by Mail	65	462	1	0
Canvass	0	462	0	0
Total	67	462	1	0
0022427				
Election Day	0	1	0	0
Vote by Mail	0	1	0	0
Canvass	0	1	0	0
Total	0	1	0	0
0023002				
Election Day	4	873	0	0
Vote by Mail	120	873	1	0
Canvass	0	873	0	0
Total	124	873	1	0
0023028				
Election Day	0	1,428	0	0
Vote by Mail	209	1,428	2	0
Canvass	0	1,428	0	0
Total	209	1,428	2	0
0023109				
Election Day	2	1,417	0	0
Vote by Mail	206	1,417	2	1
Canvass	0	1,417	0	0
Total	208	1,417	2	1

Precinct	MANUEL I. PEREZ		MURAD "MOE" SARAMA	
<b>Countywide</b>				
<b>Electionwide</b>				
0022337				
Election Day	0	0.00%	2	100.00%
Vote by Mail	25	39.06%	39	60.94%
Canvass	0		0	
Total	25	37.88%	41	62.12%
0022427				
Election Day	0		0	
Vote by Mail	0		0	
Canvass	0		0	
Total	0		0	
0023002				
Election Day	1	25.00%	3	75.00%
Vote by Mail	68	57.14%	51	42.86%
Canvass	0		0	
Total	69	56.10%	54	43.90%
0023028				
Election Day	0		0	
Vote by Mail	129	62.32%	78	37.68%
Canvass	0		0	
Total	129	62.32%	78	37.68%
0023109				
Election Day	1	50.00%	1	50.00%
Vote by Mail	109	53.69%	94	46.31%
Canvass	0		0	
Total	110	53.66%	95	46.34%

Precinct	Write-in		Total Votes
<b>Countywide</b>			
<b>Electionwide</b>			
0022337			
Election Day	0	0.00%	2
Vote by Mail	0	0.00%	64
Canvass	0		0
Total	0	0.00%	66
0022427			
Election Day	0		0
Vote by Mail	0		0
Canvass	0		0
Total	0		0
0023002			
Election Day	0	0.00%	4
Vote by Mail	0	0.00%	119
Canvass	0		0
Total	0	0.00%	123
0023028			
Election Day	0		0
Vote by Mail	0	0.00%	207
Canvass	0		0
Total	0	0.00%	207
0023109			
Election Day	0	0.00%	2
Vote by Mail	0	0.00%	203
Canvass	0		0
Total	0	0.00%	205

Precinct	Times Cast	Registered Voters	Undervotes	Overvotes
0023172				
Election Day	5	1,519	0	0
Vote by Mail	308	1,519	2	0
Canvass	0	1,519	0	0
Total	313	1,519	2	0
0023240				
Election Day	4	1,427	0	0
Vote by Mail	223	1,427	1	0
Canvass	1	1,427	0	0
Total	228	1,427	1	0
0023295				
Election Day	6	1,146	0	0
Vote by Mail	186	1,146	2	1
Canvass	0	1,146	0	0
Total	192	1,146	2	1
0023313				
Election Day	2	1,652	0	0
Vote by Mail	313	1,652	5	1
Canvass	0	1,652	0	0
Total	315	1,652	5	1
0023376				
Election Day	1	1,520	0	0
Vote by Mail	423	1,520	3	2
Canvass	0	1,520	0	0
Total	424	1,520	3	2
0023465				
Election Day	6	1,659	0	0
Vote by Mail	330	1,659	4	2
Canvass	0	1,659	0	0
Total	336	1,659	4	2

Precinct	MANUEL I. PEREZ		MURAD "MOE" SARAMA	
0023172				
Election Day	2	40.00%	3	60.00%
Vote by Mail	177	57.84%	129	42.16%
Canvass	0		0	
Total	179	57.56%	132	42.44%
0023240				
Election Day	3	75.00%	1	25.00%
Vote by Mail	145	65.32%	77	34.68%
Canvass	1	100.00%	0	0.00%
Total	149	65.64%	78	34.36%
0023295				
Election Day	4	66.67%	2	33.33%
Vote by Mail	109	59.56%	74	40.44%
Canvass	0		0	
Total	113	59.79%	76	40.21%
0023313				
Election Day	1	50.00%	1	50.00%
Vote by Mail	168	54.72%	139	45.28%
Canvass	0		0	
Total	169	54.69%	140	45.31%
0023376				
Election Day	1	100.00%	0	0.00%
Vote by Mail	244	58.37%	174	41.63%
Canvass	0		0	
Total	245	58.47%	174	41.53%
0023465				
Election Day	6	100.00%	0	0.00%
Vote by Mail	177	54.63%	147	45.37%
Canvass	0		0	
Total	183	55.45%	147	44.55%

Precinct	Write-in		Total Votes
0023172			
Election Day	0	0.00%	5
Vote by Mail	0	0.00%	306
Canvass	0		0
Total	0	0.00%	311
0023240			
Election Day	0	0.00%	4
Vote by Mail	0	0.00%	222
Canvass	0	0.00%	1
Total	0	0.00%	227
0023295			
Election Day	0	0.00%	6
Vote by Mail	0	0.00%	183
Canvass	0		0
Total	0	0.00%	189
0023313			
Election Day	0	0.00%	2
Vote by Mail	0	0.00%	307
Canvass	0		0
Total	0	0.00%	309
0023376			
Election Day	0	0.00%	1
Vote by Mail	0	0.00%	418
Canvass	0		0
Total	0	0.00%	419
0023465			
Election Day	0	0.00%	6
Vote by Mail	0	0.00%	324
Canvass	0		0
Total	0	0.00%	330



Precinct	Times Cast	Registered Voters	Undervotes	Overvotes
0023486				
Election Day	4	1,573	0	0
Vote by Mail	282	1,573	4	0
Canvass	0	1,573	0	0
Total	286	1,573	4	0
0023519				
Election Day	4	1,565	0	0
Vote by Mail	291	1,565	4	0
Canvass	0	1,565	0	0
Total	295	1,565	4	0
0023637				
Election Day	4	1,198	0	0
Vote by Mail	273	1,198	5	0
Canvass	0	1,198	0	0
Total	277	1,198	5	0
0023641				
Election Day	3	1,271	0	0
Vote by Mail	232	1,271	2	0
Canvass	0	1,271	0	0
Total	235	1,271	2	0
0023733				
Election Day	4	1,418	0	0
Vote by Mail	261	1,418	2	0
Canvass	1	1,418	0	0
Total	266	1,418	2	0
0023835				
Election Day	9	1,539	0	0
Vote by Mail	445	1,539	6	1
Canvass	0	1,539	0	0
Total	454	1,539	6	1

Precinct	MANUEL I. PEREZ		MURAD "MOE" SARAMA	
0023486				
Election Day	2	50.00%	2	50.00%
Vote by Mail	153	55.04%	125	44.96%
Canvass	0		0	
Total	155	54.96%	127	45.04%
0023519				
Election Day	2	50.00%	2	50.00%
Vote by Mail	131	45.64%	156	54.36%
Canvass	0		0	
Total	133	45.70%	158	54.30%
0023637				
Election Day	4	100.00%	0	0.00%
Vote by Mail	152	56.72%	116	43.28%
Canvass	0		0	
Total	156	57.35%	116	42.65%
0023641				
Election Day	2	66.67%	1	33.33%
Vote by Mail	110	47.83%	120	52.17%
Canvass	0		0	
Total	112	48.07%	121	51.93%
0023733				
Election Day	3	75.00%	1	25.00%
Vote by Mail	126	48.65%	133	51.35%
Canvass	1	100.00%	0	0.00%
Total	130	49.24%	134	50.76%
0023835				
Election Day	2	22.22%	7	77.78%
Vote by Mail	205	46.80%	233	53.20%
Canvass	0		0	
Total	207	46.31%	240	53.69%

Precinct	Write-in		Total Votes
0023486			
Election Day	0	0.00%	4
Vote by Mail	0	0.00%	278
Canvass	0		0
Total	0	0.00%	282
0023519			
Election Day	0	0.00%	4
Vote by Mail	0	0.00%	287
Canvass	0		0
Total	0	0.00%	291
0023637			
Election Day	0	0.00%	4
Vote by Mail	0	0.00%	268
Canvass	0		0
Total	0	0.00%	272
0023641			
Election Day	0	0.00%	3
Vote by Mail	0	0.00%	230
Canvass	0		0
Total	0	0.00%	233
0023733			
Election Day	0	0.00%	4
Vote by Mail	0	0.00%	259
Canvass	0	0.00%	1
Total	0	0.00%	264
0023835			
Election Day	0	0.00%	9
Vote by Mail	0	0.00%	438
Canvass	0		0
Total	0	0.00%	447

Precinct	Times Cast	Registered Voters	Undervotes	Overvotes
0023970				
Election Day	2	1,286	0	0
Vote by Mail	262	1,286	0	1
Canvass	0	1,286	0	0
Total	264	1,286	0	1
0023998				
Election Day	1	1,712	0	0
Vote by Mail	321	1,712	3	0
Canvass	0	1,712	0	0
Total	322	1,712	3	0
0031432				
Election Day	5	1,594	0	0
Vote by Mail	340	1,594	2	2
Canvass	0	1,594	0	0
Total	345	1,594	2	2
0031546				
Election Day	5	1,563	0	0
Vote by Mail	143	1,563	0	0
Canvass	0	1,563	0	0
Total	148	1,563	0	0
Electionwide - Total	5,308	27,823	51	11
<b>Cumulative</b>				
Cumulative				
Election Day	0	0	0	0
Vote by Mail	0	0	0	0
Canvass	0	0	0	0
Total	0	0	0	0
Cumulative - Total	0	0	0	0
Countywide - Total	5,308	27,823	51	11

Precinct	MANUEL I. PEREZ		MURAD "MOE" SARAMA	
0023970				
Election Day	2	100.00%	0	0.00%
Vote by Mail	132	50.57%	129	49.43%
Canvass	0		0	
Total	134	50.95%	129	49.05%
0023998				
Election Day	0	0.00%	1	100.00%
Vote by Mail	177	55.66%	141	44.34%
Canvass	0		0	
Total	177	55.49%	142	44.51%
0031432				
Election Day	3	60.00%	2	40.00%
Vote by Mail	199	59.23%	137	40.77%
Canvass	0		0	
Total	202	59.24%	139	40.76%
0031546				
Election Day	3	60.00%	2	40.00%
Vote by Mail	59	41.26%	84	58.74%
Canvass	0		0	
Total	62	41.89%	86	58.11%
Electionwide - Total	2,839	54.12%	2,407	45.88%
<b>Cumulative</b>				
Cumulative				
Election Day	0		0	
Vote by Mail	0		0	
Canvass	0		0	
Total	0		0	
Cumulative - Total	0		0	
Countywide - Total	2,839	54.12%	2,407	45.88%

Precinct	Write-in		Total Votes
0023970			
Election Day	0	0.00%	2
Vote by Mail	0	0.00%	261
Canvass	0		0
Total	0	0.00%	263
0023998			
Election Day	0	0.00%	1
Vote by Mail	0	0.00%	318
Canvass	0		0
Total	0	0.00%	319
0031432			
Election Day	0	0.00%	5
Vote by Mail	0	0.00%	336
Canvass	0		0
Total	0	0.00%	341
0031546			
Election Day	0	0.00%	5
Vote by Mail	0	0.00%	143
Canvass	0		0
Total	0	0.00%	148
Electionwide - Total	0	0.00%	5,246
<b>Cumulative</b>			
Cumulative			
Election Day	0		0
Vote by Mail	0		0
Canvass	0		0
Total	0		0
Cumulative - Total	0		0
Countywide - Total	0	0.00%	5,246

## Natomas Unif Sch Dist Gov Bd Mbr, Area 4 (Vote for 1)

Precinct	Times Cast	Registered Voters	Undervotes	Overvotes
<b>Countywide</b>				
<b>Electionwide</b>				
0012702				
Election Day	12	1,880	0	0
Vote by Mail	332	1,880	2	0
Canvass	3	1,880	0	0
Total	347	1,880	2	0
0012733				
Election Day	12	1,502	0	0
Vote by Mail	372	1,502	0	2
Canvass	2	1,502	0	0
Total	386	1,502	0	2
0012765				
Election Day	13	1,383	0	0
Vote by Mail	295	1,383	2	1
Canvass	2	1,383	0	0
Total	310	1,383	2	1
0012786				
Election Day	12	1,627	0	0
Vote by Mail	420	1,627	2	1
Canvass	2	1,627	0	0
Total	434	1,627	2	1
0015018				
Election Day	22	1,605	0	0
Vote by Mail	394	1,605	0	3
Canvass	2	1,605	0	0
Total	418	1,605	0	3

Precinct	MONIQUE HOKMAN		AMIR KHAN	
<b>Countywide</b>				
<b>Electionwide</b>				
0012702				
Election Day	0	0.00%	6	50.00%
Vote by Mail	43	13.03%	75	22.73%
Canvass	1	33.33%	2	66.67%
Total	44	12.75%	83	24.06%
0012733				
Election Day	7	58.33%	0	0.00%
Vote by Mail	65	17.57%	88	23.78%
Canvass	0	0.00%	0	0.00%
Total	72	18.75%	88	22.92%
0012765				
Election Day	7	53.85%	3	23.08%
Vote by Mail	68	23.29%	55	18.84%
Canvass	1	50.00%	0	0.00%
Total	76	24.76%	58	18.89%
0012786				
Election Day	6	50.00%	2	16.67%
Vote by Mail	73	17.51%	94	22.54%
Canvass	1	50.00%	1	50.00%
Total	80	18.56%	97	22.51%
0015018				
Election Day	7	31.82%	10	45.45%
Vote by Mail	67	17.14%	94	24.04%
Canvass	0	0.00%	2	100.00%
Total	74	17.83%	106	25.54%

Precinct	KRYSTAL KING		SHAHZAD "SHAWN" ANWAR		BRENDA L. BORGE		SCOTT DOSICK		Write-in		Total Votes
<b>Countywide</b>											
<b>Electionwide</b>											
0012702											
Election Day	0	0.00%	0	0.00%	2	16.67%	4	33.33%	0	0.00%	12
Vote by Mail	19	5.76%	2	0.61%	80	24.24%	111	33.64%	0	0.00%	330
Canvass	0	0.00%	0	0.00%	0	0.00%	0	0.00%	0	0.00%	3
Total	19	5.51%	2	0.58%	82	23.77%	115	33.33%	0	0.00%	345
0012733											
Election Day	2	16.67%	0	0.00%	2	16.67%	1	8.33%	0	0.00%	12
Vote by Mail	16	4.32%	0	0.00%	80	21.62%	121	32.70%	0	0.00%	370
Canvass	1	50.00%	0	0.00%	0	0.00%	1	50.00%	0	0.00%	2
Total	19	4.95%	0	0.00%	82	21.35%	123	32.03%	0	0.00%	384
0012765											
Election Day	2	15.38%	0	0.00%	1	7.69%	0	0.00%	0	0.00%	13
Vote by Mail	23	7.88%	1	0.34%	76	26.03%	69	23.63%	0	0.00%	292
Canvass	1	50.00%	0	0.00%	0	0.00%	0	0.00%	0	0.00%	2
Total	26	8.47%	1	0.33%	77	25.08%	69	22.48%	0	0.00%	307
0012786											
Election Day	1	8.33%	0	0.00%	1	8.33%	2	16.67%	0	0.00%	12
Vote by Mail	20	4.80%	2	0.48%	122	29.26%	106	25.42%	0	0.00%	417
Canvass	0	0.00%	0	0.00%	0	0.00%	0	0.00%	0	0.00%	2
Total	21	4.87%	2	0.46%	123	28.54%	108	25.06%	0	0.00%	431
0015018											
Election Day	0	0.00%	0	0.00%	1	4.55%	4	18.18%	0	0.00%	22
Vote by Mail	29	7.42%	2	0.51%	104	26.60%	95	24.30%	0	0.00%	391
Canvass	0	0.00%	0	0.00%	0	0.00%	0	0.00%	0	0.00%	2
Total	29	6.99%	2	0.48%	105	25.30%	99	23.86%	0	0.00%	415

Precinct	Times Cast	Registered Voters	Undervotes	Overvotes
0015233				
Election Day	17	1,790	0	0
Vote by Mail	277	1,790	1	1
Canvass	2	1,790	0	0
Total	296	1,790	1	1
Electionwide - Total	2,191	9,787	7	8
Cumulative				
Cumulative				
Election Day	0	0	0	0
Vote by Mail	0	0	0	0
Canvass	0	0	0	0
Total	0	0	0	0
Cumulative - Total	0	0	0	0
Countywide - Total	2,191	9,787	7	8

Precinct	MONIQUE HOKMAN		AMIR KHAN	
0015233				
Election Day	2	11.76%	9	52.94%
Vote by Mail	48	17.45%	92	33.45%
Canvass	0	0.00%	2	100.00%
Total	50	17.01%	103	35.03%
Electionwide - Total	396	18.20%	535	24.59%
Cumulative				
Cumulative				
Election Day	0		0	
Vote by Mail	0		0	
Canvass	0		0	
Total	0		0	
Cumulative - Total	0		0	
Countywide - Total	396	18.20%	535	24.59%

Precinct	KRYSTAL KING		SHAHZAD "SHAWN" ANWAR		BRENDA L. BORGE		SCOTT DOSICK		Write-in		Total Votes
0015233											
Election Day	3	17.65%	0	0.00%	1	5.88%	2	11.76%	0	0.00%	17
Vote by Mail	27	9.82%	1	0.36%	62	22.55%	45	16.36%	0	0.00%	275
Canvass	0	0.00%	0	0.00%	0	0.00%	0	0.00%	0	0.00%	2
Total	30	10.20%	1	0.34%	63	21.43%	47	15.99%	0	0.00%	294
Electionwide - Total	144	6.62%	8	0.37%	532	24.45%	561	25.78%	0	0.00%	2,176
Cumulative											
Cumulative											
Election Day	0		0		0		0		0		0
Vote by Mail	0		0		0		0		0		0
Canvass	0		0		0		0		0		0
Total	0		0		0		0		0		0
Cumulative - Total	0		0		0		0		0		0
Countywide - Total	144	6.62%	8	0.37%	532	24.45%	561	25.78%	0	0.00%	2,176



# Statement of Votes Cast

General Election

Sacramento

November 07, 2023

SOVC for: All Contests, All Precincts, All Counting Groups

District	Registered Voters	Voters Cast	% Turnout
<b>United States Representative</b>			
<b>6th Congressional District - 2021</b>			
Election Day	37,610	161	0.43%
Vote by Mail	37,610	7,323	19.47%
Canvass	37,610	15	0.04%
6th Congressional District - 2021 - Total	37,610	7,499	19.94%
<b>Cumulative</b>			
Election Day	0	0	N/A
Vote by Mail	0	0	N/A
Canvass	0	0	N/A
Cumulative - Total	0	0	N/A
United States Representative - Total	37,610	7,499	19.94%
Election Day	37,610	161	0.43%
Vote by Mail	37,610	7,323	19.47%
Canvass	37,610	15	0.04%
<b>State Senator</b>			
<b>6th Senatorial District - 2021</b>			
Election Day	27,823	73	0.26%
Vote by Mail	27,823	5,233	18.81%
Canvass	27,823	2	0.01%
6th Senatorial District - 2021 - Total	27,823	5,308	19.08%

District	Registered Voters	Voters Cast	% Turnout
<b>8th Senatorial District - 2021</b>			
Election Day	9,787	88	0.90%
Vote by Mail	9,787	2,090	21.35%
Canvass	9,787	13	0.13%
8th Senatorial District - 2021 - Total	9,787	2,191	22.39%
<b>Cumulative</b>			
Election Day	0	0	N/A
Vote by Mail	0	0	N/A
Canvass	0	0	N/A
Cumulative - Total	0	0	N/A
State Senator - Total	37,610	7,499	19.94%
Election Day	37,610	161	0.43%
Vote by Mail	37,610	7,323	19.47%
Canvass	37,610	15	0.04%
<b>Member of the State Assembly</b>			
<b>6th Assembly District - 2021</b>			
Election Day	10,249	90	0.88%
Vote by Mail	10,249	2,155	21.03%
Canvass	10,249	13	0.13%
6th Assembly District - 2021 - Total	10,249	2,258	22.03%
<b>7th Assembly District - 2021</b>			
Election Day	27,361	71	0.26%
Vote by Mail	27,361	5,168	18.89%
Canvass	27,361	2	0.01%
7th Assembly District - 2021 - Total	27,361	5,241	19.16%
<b>Cumulative</b>			
Election Day	0	0	N/A
Vote by Mail	0	0	N/A
Canvass	0	0	N/A

District	Registered Voters	Voters Cast	% Turnout
Cumulative - Total	0	0	N/A
Member of the State Assembly - Total	37,610	7,499	19.94%
Election Day	37,610	161	0.43%
Vote by Mail	37,610	7,323	19.47%
Canvass	37,610	15	0.04%
<b>Board of Equalization (State)</b>			
<b>Board Of Equalization District 1 - 2021</b>			
Election Day	37,610	161	0.43%
Vote by Mail	37,610	7,323	19.47%
Canvass	37,610	15	0.04%
Board Of Equalization District 1 - 2021 - Total	37,610	7,499	19.94%
<b>Cumulative</b>			
Election Day	0	0	N/A
Vote by Mail	0	0	N/A
Canvass	0	0	N/A
Cumulative - Total	0	0	N/A
Board of Equalization (State) - Total	37,610	7,499	19.94%
Election Day	37,610	161	0.43%
Vote by Mail	37,610	7,323	19.47%
Canvass	37,610	15	0.04%
<b>County Supervisor</b>			
<b>4th Supervisorial District - 2021</b>			
Election Day	27,822	73	0.26%
Vote by Mail	27,822	5,233	18.81%
Canvass	27,822	2	0.01%
4th Supervisorial District - 2021 - Total	27,822	5,308	19.08%
<b>3rd Supervisorial District - 2021</b>			
Election Day	1	0	0.00%

District	Registered Voters	Voters Cast	% Turnout
Vote by Mail	1	0	0.00%
Canvass	1	0	0.00%
3rd Supervisorial District - 2021 - Total	1	0	0.00%
<b>1st Supervisorial District - 2021</b>			
Election Day	9,787	88	0.90%
Vote by Mail	9,787	2,090	21.35%
Canvass	9,787	13	0.13%
1st Supervisorial District - 2021 - Total	9,787	2,191	22.39%
<b>Cumulative</b>			
Election Day	0	0	N/A
Vote by Mail	0	0	N/A
Canvass	0	0	N/A
Cumulative - Total	0	0	N/A
County Supervisor - Total	37,610	7,499	19.94%
Election Day	37,610	161	0.43%
Vote by Mail	37,610	7,323	19.47%
Canvass	37,610	15	0.04%
<b>City</b>			
<b>City Of Citrus Heights</b>			
Election Day	27,360	71	0.26%
Vote by Mail	27,360	5,168	18.89%
Canvass	27,360	2	0.01%
City Of Citrus Heights - Total	27,360	5,241	19.16%
<b>City Of Sacramento</b>			
Election Day	9,787	88	0.90%
Vote by Mail	9,787	2,090	21.35%
Canvass	9,787	13	0.13%
City Of Sacramento - Total	9,787	2,191	22.39%
<b>Unincorporated</b>			
Election Day	463	2	0.43%
Vote by Mail	463	65	14.04%
Canvass	463	0	0.00%

District	Registered Voters	Voters Cast	% Turnout
Unincorporated - Total	463	67	14.47%
<b>Cumulative</b>			
Election Day	0	0	N/A
Vote by Mail	0	0	N/A
Canvass	0	0	N/A
Cumulative - Total	0	0	N/A
City - Total	37,610	7,499	19.94%
Election Day	37,610	161	0.43%
Vote by Mail	37,610	7,323	19.47%
Canvass	37,610	15	0.04%

# San Juan Unif Sch Dist Gov Bd Mbr, Area 7 (Vote for 1) \*\*\*\* - Insufficient Turnout to Protect Voter Privacy

District	Times Cast	Registered Voters	Undervotes	Overvotes
<b>United States Representative</b>				
<b>6th Congressional District - 2021</b>				
Election Day	73	27,823	0	0
Vote by Mail	5,233	27,823	51	11
Canvass	2	27,823	0	0
6th Congressional District - 2021 - Total	5,308	27,823	51	11
<b>Cumulative</b>				
Election Day	0	0	0	0
Vote by Mail	0	0	0	0
Canvass	0	0	0	0
Cumulative - Total	0	0	0	0
United States Representative - Total	5,308	27,823	51	11
<b>State Senator</b>				
<b>6th Senatorial District - 2021</b>				
Election Day	73	27,823	0	0
Vote by Mail	5,233	27,823	51	11
Canvass	2	27,823	0	0
6th Senatorial District - 2021 - Total	5,308	27,823	51	11
<b>Cumulative</b>				
Election Day	0	0	0	0
Vote by Mail	0	0	0	0
Canvass	0	0	0	0
Cumulative - Total	0	0	0	0
State Senator - Total	5,308	27,823	51	11

District	MANUEL I. PEREZ		MURAD "MOE" SARAMA		Total Votes
<b>United States Representative</b>					
<b>6th Congressional District - 2021</b>					
Election Day	42	57.53%	31	42.47%	73
Vote by Mail	2,795	54.05%	2,376	45.95%	5,171
Canvass	2	100.00%	0	0.00%	2
6th Congressional District - 2021 - Total	2,839	54.12%	2,407	45.88%	5,246
<b>Cumulative</b>					
Election Day	0		0		0
Vote by Mail	0		0		0
Canvass	0		0		0
Cumulative - Total	0		0		0
United States Representative - Total	2,839	54.12%	2,407	45.88%	5,246
<b>State Senator</b>					
<b>6th Senatorial District - 2021</b>					
Election Day	42	57.53%	31	42.47%	73
Vote by Mail	2,795	54.05%	2,376	45.95%	5,171
Canvass	2	100.00%	0	0.00%	2
6th Senatorial District - 2021 - Total	2,839	54.12%	2,407	45.88%	5,246
<b>Cumulative</b>					
Election Day	0		0		0
Vote by Mail	0		0		0
Canvass	0		0		0
Cumulative - Total	0		0		0
State Senator - Total	2,839	54.12%	2,407	45.88%	5,246

District	Times Cast	Registered Voters	Undervotes	Overvotes
<b>Member of the State Assembly</b>				
<b>6th Assembly District - 2021</b>				
Election Day	2	462	0	0
Vote by Mail	65	462	1	0
Canvass	0	462	0	0
6th Assembly District - 2021 - Total	67	462	1	0
<b>7th Assembly District - 2021</b>				
Election Day	71	27,361	0	0
Vote by Mail	5,168	27,361	50	11
Canvass	2	27,361	0	0
7th Assembly District - 2021 - Total	5,241	27,361	50	11
<b>Cumulative</b>				
Election Day	0	0	0	0
Vote by Mail	0	0	0	0
Canvass	0	0	0	0
Cumulative - Total	0	0	0	0
Member of the State Assembly - Total	5,308	27,823	51	11
<b>Board of Equalization (State)</b>				
<b>Board Of Equalization District 1 - 2021</b>				
Election Day	73	27,823	0	0
Vote by Mail	5,233	27,823	51	11
Canvass	2	27,823	0	0
Board Of Equalization District 1 - 2021 - Total	5,308	27,823	51	11
<b>Cumulative</b>				
Election Day	0	0	0	0
Vote by Mail	0	0	0	0

District	MANUEL I. PEREZ		MURAD "MOE" SARAMA		Total Votes
<b>Member of the State Assembly</b>					
<b>6th Assembly District - 2021</b>					
Election Day	0	0.00%	2	100.00%	2
Vote by Mail	25	39.06%	39	60.94%	64
Canvass	0		0		0
6th Assembly District - 2021 - Total	25	37.88%	41	62.12%	66
<b>7th Assembly District - 2021</b>					
Election Day	42	59.15%	29	40.85%	71
Vote by Mail	2,770	54.24%	2,337	45.76%	5,107
Canvass	2	100.00%	0	0.00%	2
7th Assembly District - 2021 - Total	2,814	54.32%	2,366	45.68%	5,180
<b>Cumulative</b>					
Election Day	0		0		0
Vote by Mail	0		0		0
Canvass	0		0		0
Cumulative - Total	0		0		0
Member of the State Assembly - Total	2,839	54.12%	2,407	45.88%	5,246
<b>Board of Equalization (State)</b>					
<b>Board Of Equalization District 1 - 2021</b>					
Election Day	42	57.53%	31	42.47%	73
Vote by Mail	2,795	54.05%	2,376	45.95%	5,171
Canvass	2	100.00%	0	0.00%	2
Board Of Equalization District 1 - 2021 - Total	2,839	54.12%	2,407	45.88%	5,246
<b>Cumulative</b>					
Election Day	0		0		0
Vote by Mail	0		0		0

District	Times Cast	Registered Voters	Undervotes	Overvotes
Canvass	0	0	0	0
Cumulative - Total	0	0	0	0
Board of Equalization (State) - Total	5,308	27,823	51	11
<b>County Supervisor</b>				
<b>4th Supervisorial District - 2021</b>				
Election Day	73	27,822	0	0
Vote by Mail	5,233	27,822	51	11
Canvass	2	27,822	0	0
4th Supervisorial District - 2021 - Total	5,308	27,822	51	11
<b>3rd Supervisorial District - 2021</b>				
Election Day	0	1	0	0
Vote by Mail	0	1	0	0
Canvass	0	1	0	0
3rd Supervisorial District - 2021 - Total	0	1	0	0
<b>Cumulative</b>				
Election Day	0	0	0	0
Vote by Mail	0	0	0	0
Canvass	0	0	0	0
Cumulative - Total	0	0	0	0
County Supervisor - Total	5,308	27,823	51	11
<b>City</b>				
<b>City Of Citrus Heights</b>				
Election Day	71	27,360	0	0
Vote by Mail	5,168	27,360	50	11
Canvass	2	27,360	0	0
City Of Citrus Heights - Total	5,241	27,360	50	11
<b>Unincorporated</b>				

District	MANUEL I. PEREZ		MURAD "MOE" SARAMA		Total Votes
Canvass	0		0		0
Cumulative - Total	0		0		0
Board of Equalization (State) - Total	2,839	54.12%	2,407	45.88%	5,246
<b>County Supervisor</b>					
<b>4th Supervisorial District - 2021</b>					
Election Day	42	57.53%	31	42.47%	73
Vote by Mail	2,795	54.05%	2,376	45.95%	5,171
Canvass	2	100.00%	0	0.00%	2
4th Supervisorial District - 2021 - Total	2,839	54.12%	2,407	45.88%	5,246
<b>3rd Supervisorial District - 2021</b>					
Election Day	0		0		0
Vote by Mail	0		0		0
Canvass	0		0		0
3rd Supervisorial District - 2021 - Total	0		0		0
<b>Cumulative</b>					
Election Day	0		0		0
Vote by Mail	0		0		0
Canvass	0		0		0
Cumulative - Total	0		0		0
County Supervisor - Total	2,839	54.12%	2,407	45.88%	5,246
<b>City</b>					
<b>City Of Citrus Heights</b>					
Election Day	42	59.15%	29	40.85%	71
Vote by Mail	2,770	54.24%	2,337	45.76%	5,107
Canvass	2	100.00%	0	0.00%	2
City Of Citrus Heights - Total	2,814	54.32%	2,366	45.68%	5,180
<b>Unincorporated</b>					



District	Times Cast	Registered Voters	Undervotes	Overvotes
Election Day	2	463	0	0
Vote by Mail	65	463	1	0
Canvass	0	463	0	0
Unincorporated - Total	67	463	1	0
Cumulative				
Election Day	0	0	0	0
Vote by Mail	0	0	0	0
Canvass	0	0	0	0
Cumulative - Total	0	0	0	0
City - Total	5,308	27,823	51	11

District	MANUEL I. PEREZ		MURAD "MOE" SARAMA		Total Votes
Election Day	0	0.00%	2	100.00%	2
Vote by Mail	25	39.06%	39	60.94%	64
Canvass	0		0		0
Unincorporated - Total	25	37.88%	41	62.12%	66
Cumulative					
Election Day	0		0		0
Vote by Mail	0		0		0
Canvass	0		0		0
Cumulative - Total	0		0		0
City - Total	2,839	54.12%	2,407	45.88%	5,246

# Natomas Unif Sch Dist Gov Bd Mbr, Area 4 (Vote for 1) \*\*\*\* - Insufficient Turnout to Protect Voter Privacy

District	Times Cast	Registered Voters	Undervotes	Overvotes
<b>United States Representative</b>				
<b>6th Congressional District - 2021</b>				
Election Day	88	9,787	0	0
Vote by Mail	2,090	9,787	7	8
Canvass	13	9,787	0	0
6th Congressional District - 2021 - Total	2,191	9,787	7	8
<b>Cumulative</b>				
Election Day	0	0	0	0
Vote by Mail	0	0	0	0
Canvass	0	0	0	0
Cumulative - Total	0	0	0	0
United States Representative - Total	2,191	9,787	7	8
<b>State Senator</b>				
<b>8th Senatorial District - 2021</b>				
Election Day	88	9,787	0	0
Vote by Mail	2,090	9,787	7	8
Canvass	13	9,787	0	0
8th Senatorial District - 2021 - Total	2,191	9,787	7	8
<b>Cumulative</b>				
Election Day	0	0	0	0
Vote by Mail	0	0	0	0
Canvass	0	0	0	0
Cumulative - Total	0	0	0	0
State Senator - Total	2,191	9,787	7	8

District	MONIQUE HOKMAN		AMIR KHAN	
<b>United States Representative</b>				
<b>6th Congressional District - 2021</b>				
Election Day	29	32.95%	30	34.09%
Vote by Mail	364	17.54%	498	24.00%
Canvass	3	23.08%	7	53.85%
6th Congressional District - 2021 - Total	396	18.20%	535	24.59%
<b>Cumulative</b>				
Election Day	0		0	
Vote by Mail	0		0	
Canvass	0		0	
Cumulative - Total	0		0	
United States Representative - Total	396	18.20%	535	24.59%
<b>State Senator</b>				
<b>8th Senatorial District - 2021</b>				
Election Day	29	32.95%	30	34.09%
Vote by Mail	364	17.54%	498	24.00%
Canvass	3	23.08%	7	53.85%
8th Senatorial District - 2021 - Total	396	18.20%	535	24.59%
<b>Cumulative</b>				
Election Day	0		0	
Vote by Mail	0		0	
Canvass	0		0	
Cumulative - Total	0		0	
State Senator - Total	396	18.20%	535	24.59%

District	KRYSTAL KING		SHAHZAD "SHAWN" ANWAR		BRENDA L. BORGE		SCOTT DOSICK		Total Votes
<b>United States Representative</b>									
<b>6th Congressional District - 2021</b>									
Election Day	8	9.09%	0	0.00%	8	9.09%	13	14.77%	88
Vote by Mail	134	6.46%	8	0.39%	524	25.25%	547	26.36%	2,075
Canvass	2	15.38%	0	0.00%	0	0.00%	1	7.69%	13
6th Congressional District - 2021 - Total	144	6.62%	8	0.37%	532	24.45%	561	25.78%	2,176
<b>Cumulative</b>									
Election Day	0		0		0		0		0
Vote by Mail	0		0		0		0		0
Canvass	0		0		0		0		0
Cumulative - Total	0		0		0		0		0
United States Representative - Total	144	6.62%	8	0.37%	532	24.45%	561	25.78%	2,176
<b>State Senator</b>									
<b>8th Senatorial District - 2021</b>									
Election Day	8	9.09%	0	0.00%	8	9.09%	13	14.77%	88
Vote by Mail	134	6.46%	8	0.39%	524	25.25%	547	26.36%	2,075
Canvass	2	15.38%	0	0.00%	0	0.00%	1	7.69%	13
8th Senatorial District - 2021 - Total	144	6.62%	8	0.37%	532	24.45%	561	25.78%	2,176
<b>Cumulative</b>									
Election Day	0		0		0		0		0
Vote by Mail	0		0		0		0		0
Canvass	0		0		0		0		0
Cumulative - Total	0		0		0		0		0
State Senator - Total	144	6.62%	8	0.37%	532	24.45%	561	25.78%	2,176

District	Times Cast	Registered Voters	Undervotes	Overvotes
<b>Member of the State Assembly</b>				
<b>6th Assembly District - 2021</b>				
Election Day	88	9,787	0	0
Vote by Mail	2,090	9,787	7	8
Canvass	13	9,787	0	0
6th Assembly District - 2021 - Total	2,191	9,787	7	8
<b>Cumulative</b>				
Election Day	0	0	0	0
Vote by Mail	0	0	0	0
Canvass	0	0	0	0
Cumulative - Total	0	0	0	0
Member of the State Assembly - Total	2,191	9,787	7	8
<b>Board of Equalization (State)</b>				
<b>Board Of Equalization District 1 - 2021</b>				
Election Day	88	9,787	0	0
Vote by Mail	2,090	9,787	7	8
Canvass	13	9,787	0	0
Board Of Equalization District 1 - 2021 - Total	2,191	9,787	7	8
<b>Cumulative</b>				
Election Day	0	0	0	0
Vote by Mail	0	0	0	0
Canvass	0	0	0	0
Cumulative - Total	0	0	0	0
Board of Equalization (State) - Total	2,191	9,787	7	8
<b>County Supervisor</b>				
<b>1st Supervisorial District - 2021</b>				

District	MONIQUE HOKMAN		AMIR KHAN	
<b>Member of the State Assembly</b>				
<b>6th Assembly District - 2021</b>				
Election Day	29	32.95%	30	34.09%
Vote by Mail	364	17.54%	498	24.00%
Canvass	3	23.08%	7	53.85%
6th Assembly District - 2021 - Total	396	18.20%	535	24.59%
<b>Cumulative</b>				
Election Day	0		0	
Vote by Mail	0		0	
Canvass	0		0	
Cumulative - Total	0		0	
Member of the State Assembly - Total	396	18.20%	535	24.59%
<b>Board of Equalization (State)</b>				
<b>Board Of Equalization District 1 - 2021</b>				
Election Day	29	32.95%	30	34.09%
Vote by Mail	364	17.54%	498	24.00%
Canvass	3	23.08%	7	53.85%
Board Of Equalization District 1 - 2021 - Total	396	18.20%	535	24.59%
<b>Cumulative</b>				
Election Day	0		0	
Vote by Mail	0		0	
Canvass	0		0	
Cumulative - Total	0		0	
Board of Equalization (State) - Total	396	18.20%	535	24.59%
<b>County Supervisor</b>				
<b>1st Supervisorial District - 2021</b>				



District	Times Cast	Registered Voters	Undervotes	Overvotes
Election Day	88	9,787	0	0
Vote by Mail	2,090	9,787	7	8
Canvass	13	9,787	0	0
1st Supervisorial District - 2021 - Total	2,191	9,787	7	8
<b>Cumulative</b>				
Election Day	0	0	0	0
Vote by Mail	0	0	0	0
Canvass	0	0	0	0
Cumulative - Total	0	0	0	0
County Supervisor - Total	2,191	9,787	7	8
<b>City</b>				
<b>City Of Sacramento</b>				
Election Day	88	9,787	0	0
Vote by Mail	2,090	9,787	7	8
Canvass	13	9,787	0	0
City Of Sacramento - Total	2,191	9,787	7	8
<b>Cumulative</b>				
Election Day	0	0	0	0
Vote by Mail	0	0	0	0
Canvass	0	0	0	0
Cumulative - Total	0	0	0	0
City - Total	2,191	9,787	7	8

District	MONIQUE HOKMAN		AMIR KHAN	
Election Day	29	32.95%	30	34.09%
Vote by Mail	364	17.54%	498	24.00%
Canvass	3	23.08%	7	53.85%
1st Supervisorial District - 2021 - Total	396	18.20%	535	24.59%
<b>Cumulative</b>				
Election Day	0		0	
Vote by Mail	0		0	
Canvass	0		0	
Cumulative - Total	0		0	
County Supervisor - Total	396	18.20%	535	24.59%
<b>City</b>				
<b>City Of Sacramento</b>				
Election Day	29	32.95%	30	34.09%
Vote by Mail	364	17.54%	498	24.00%
Canvass	3	23.08%	7	53.85%
City Of Sacramento - Total	396	18.20%	535	24.59%
<b>Cumulative</b>				
Election Day	0		0	
Vote by Mail	0		0	
Canvass	0		0	
Cumulative - Total	0		0	
City - Total	396	18.20%	535	24.59%

District	KRYSTAL KING		SHAHZAD "SHAWN" ANWAR		BRENDA L. BORGE		SCOTT DOSICK		Total Votes
Election Day	8	9.09%	0	0.00%	8	9.09%	13	14.77%	88
Vote by Mail	134	6.46%	8	0.39%	524	25.25%	547	26.36%	2,075
Canvass	2	15.38%	0	0.00%	0	0.00%	1	7.69%	13
1st Supervisorial District - 2021 - Total	144	6.62%	8	0.37%	532	24.45%	561	25.78%	2,176
<b>Cumulative</b>									
Election Day	0		0		0		0		0
Vote by Mail	0		0		0		0		0
Canvass	0		0		0		0		0
Cumulative - Total	0		0		0		0		0
County Supervisor - Total	144	6.62%	8	0.37%	532	24.45%	561	25.78%	2,176
<b>City</b>									
<b>City Of Sacramento</b>									
Election Day	8	9.09%	0	0.00%	8	9.09%	13	14.77%	88
Vote by Mail	134	6.46%	8	0.39%	524	25.25%	547	26.36%	2,075
Canvass	2	15.38%	0	0.00%	0	0.00%	1	7.69%	13
City Of Sacramento - Total	144	6.62%	8	0.37%	532	24.45%	561	25.78%	2,176
<b>Cumulative</b>									
Election Day	0		0		0		0		0
Vote by Mail	0		0		0		0		0
Canvass	0		0		0		0		0
Cumulative - Total	0		0		0		0		0
City - Total	144	6.62%	8	0.37%	532	24.45%	561	25.78%	2,176



**Early Voting Locations and Hours**  
**2023 Special General Election - November 07, 2023**  
**October 28, 2023 through November 07, 2023**

VOTE LOCATION	CATEGORY	ADDRESS	AVAILABILITY	HOURS
Crosswoods Community Center	11 Day Vote Center	Crosswoods Community Center 6742 Auburn Blvd Citrus Heights, CA 95621	11-Day	Open October 28 to November 7, 8 am to 4 pm, Election Day 7 am to 8 pm

**Total: 1**





**Early Voting Locations and Hours**  
**2023 Special General Election - November 07, 2023**  
**November 07, 2023 through November 07, 2023**

VOTE LOCATION	CATEGORY	ADDRESS	AVAILABILITY	HOURS
North Natomas Library	Election Day Vote Center	North Natomas Library 4660 Via Ingoglia Sacramento, CA 95835	EDay	Open November 7 Election Day 7am to 8pm

**Total: 1**



**Early Voting Locations and Hours**  
**2023 Special General Election - November 07, 2023**  
**October 09, 2023 through November 07, 2023**

VOTE LOCATION	CATEGORY	ADDRESS	AVAILABILITY	HOURS
City of Citrus Heights City Hall - Drop Box	Drop Box	City of Citrus Heights City Hall 6360 Fountain Square Dr Citrus Heights, CA 95621	30-Day	Open October 9 to November 7, Open 24 Hours, Election Day to 8 pm
North Natomas Library - Drop Box	Drop Box	North Natomas Library 4660 Via Ingoglia Sacramento, CA 95835	30-Day	Open October 10 to November 7, Tuesday thru Saturday 10 am to 6 pm, Election Day 10 am to 6 pm
Rusch Park Community Center	Drop Box	Rusch Park Community Center 7801 Auburn Blvd Citrus Heights, CA 95610	30-Day	Open October 9 to November 7, Weekdays 8 am to 5 pm, Closed Noon to 1 pm, Election Day 8 am to 5 pm, Closed Noon to 1 pm
Voter Registration & Elections	Drop Box	Voter Registration and Elections 7000 65th St Ste A Sacramento, CA 95823	30-Day	Open October 9 to November 7, Open 24 Hours, Election Day to 8 pm

**Total: 4**